

Let us write the CVC words!

'A' family - 'at' words

1. Place your finger on the dot
2. Read the letter above (like a train -> b - aaa - t)
3. Blend the sounds and say words fast: BAT!



B



A



T



B says /b/
A says /a/
T says /t/



Tip: Ask your child to tap each sound before blending.



Let us write the CVC words!



Trace, read and blend the words

B A T



B A T



B A T



B A T





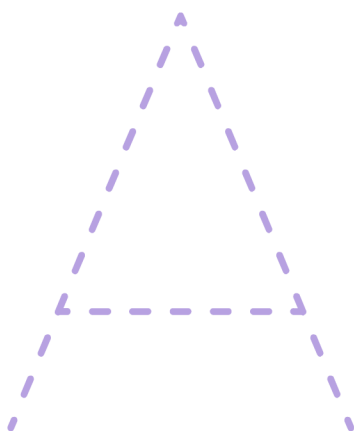
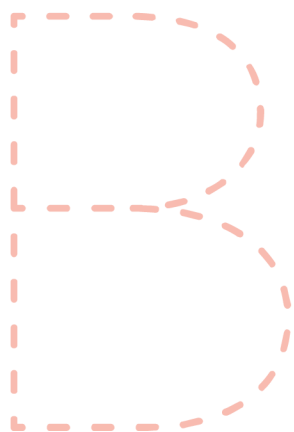
B A T



Let us write the CVC words!



Read, trace the letter
and colour your cute bat!





Let us write the CVC words!



Complete the CVC words. Find the missing letter!

	A	T
--	---	---



B		T
---	--	---



B	A	
---	---	--



	A	T
--	---	---



B		T
---	--	---



Let us write the CVC words!



Circle the picture
that represents a BAT





Let us write the CVC words!



Circle the word
that represents a



BAT

BTA

ABT

TAB

BTA

BAT





Let us write the CVC words!

Bat-tastic job!

Name: _____

You learned the word **BAT**
by blending the sounds **b - a - t** and read the
word **BAT!** And keep flying high like a **bat!**

B says /b/

A says /a/

T says /t/

Together they say **BAT!**

The penguin
teacher
is so proud
of you!

