

# Let us write the CVC words!

## 'A' family - 'at' words

1. Place your finger on the dot
2. Read the letter above (like a train -> c - aaa - t)
3. Blend the sounds and say words fast: CAT!



C



A



T



C says /k/  
A says /a/  
T says /t/



Tip: Ask your child to tap each sound before blending.

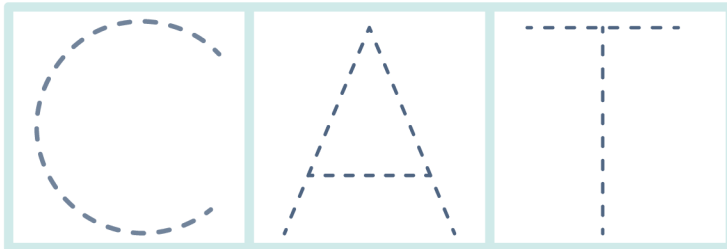
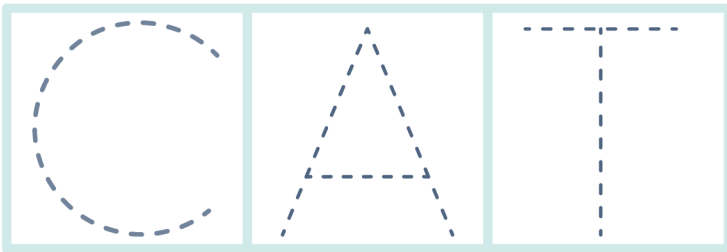
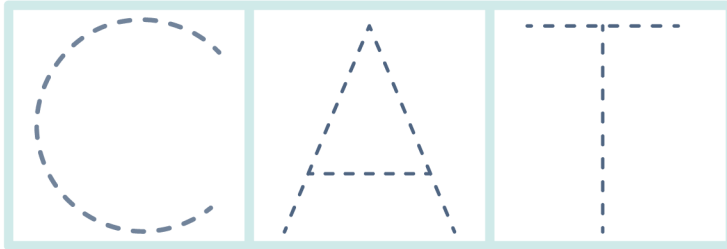
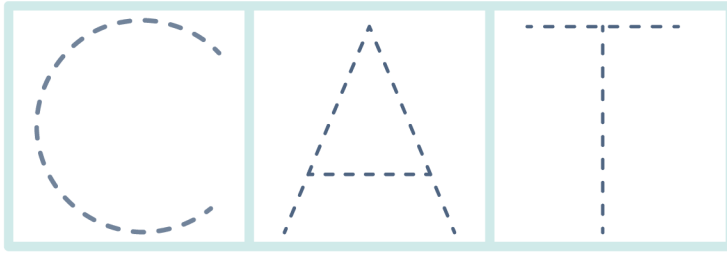




# Let us write the CVC words!




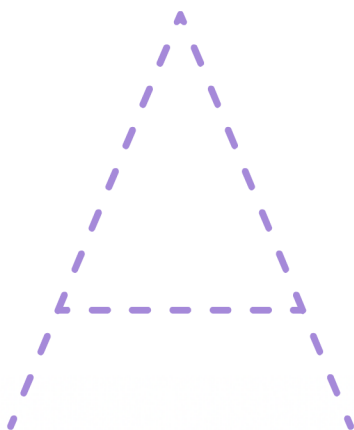
Trace, read and blend the words



Let us write the CVC words!



Read, trace the letter  
and colour your cute cat!

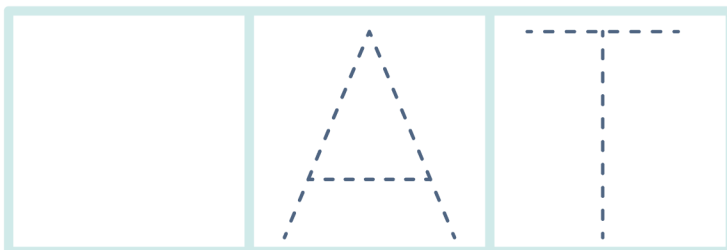
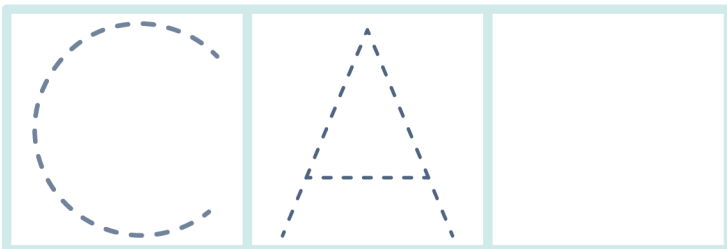
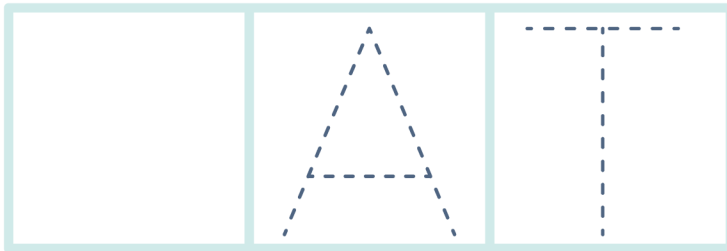




# Let us write the CVC words!



Complete the CVC words. Find the missing letter!



Let us write the CVC words!



Circle the picture  
that represents a CAT





Let us write the CVC words!



Circle the word  
that represents a



CAT

CTA

ACT

TAC

CTA

CAT





Let us write the CVC words!

Purrrrrfect job!

Name: \_\_\_\_\_

You learned the word CAT  
by blending the sounds c - a - t and read the  
word CAT like a clever kitten! 🐱

C says /k/

A says /a/

T says /t/

Together they say CAT!

The penguin  
teacher  
is so proud  
of you!

