

# Let us write the CVC words!

## 'A' family - 'at' words

1. Place your finger on the dot
2. Read the letter above (like a train -> m - aaa - t)
3. Blend the sounds and say words fast: MAT!



M



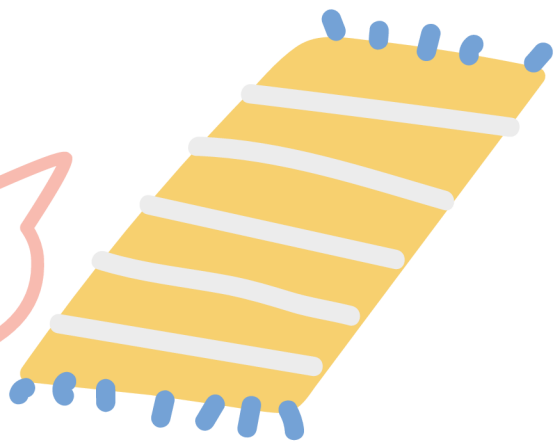
A



T



M says /m/  
A says /a/  
T says /t/




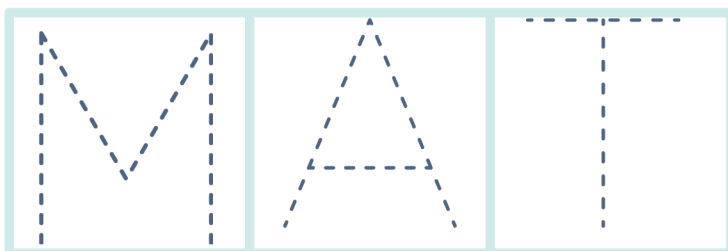

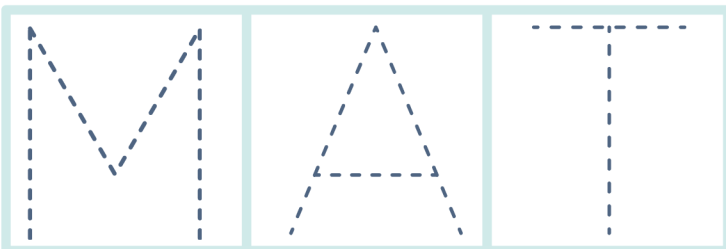

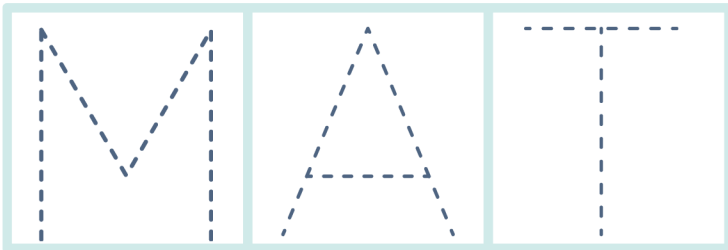

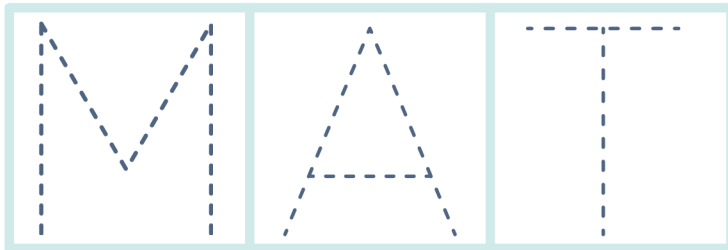

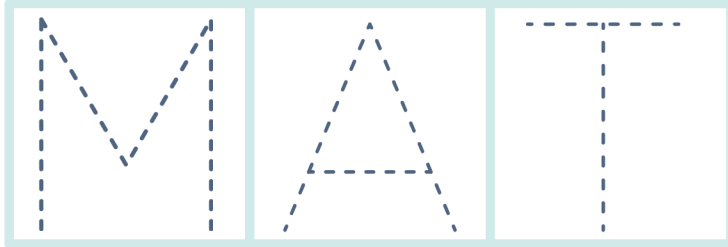
Tip: Ask your child to tap each sound before blending.



# Let us write the CVC words!




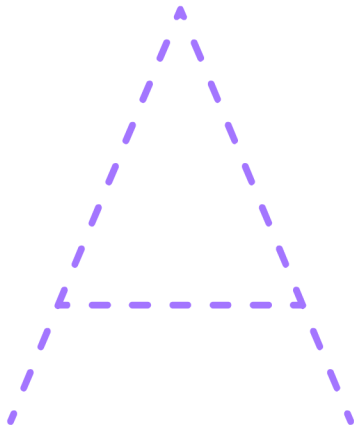

Trace, read and blend the words



Let us write the CVC words!



Read, trace the letter  
and colour the mat!



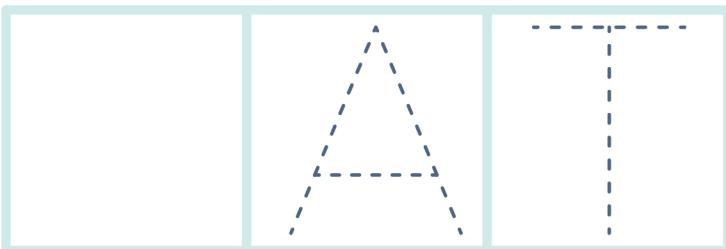

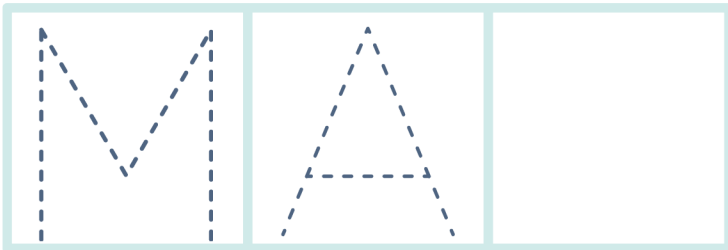


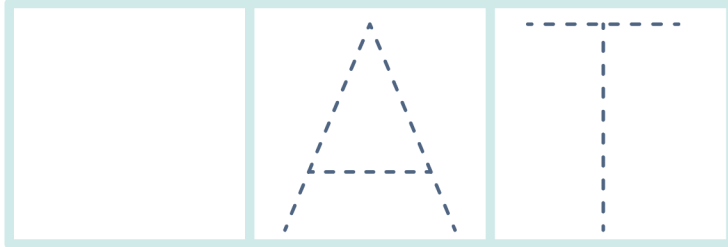




# Let us write the CVC words!




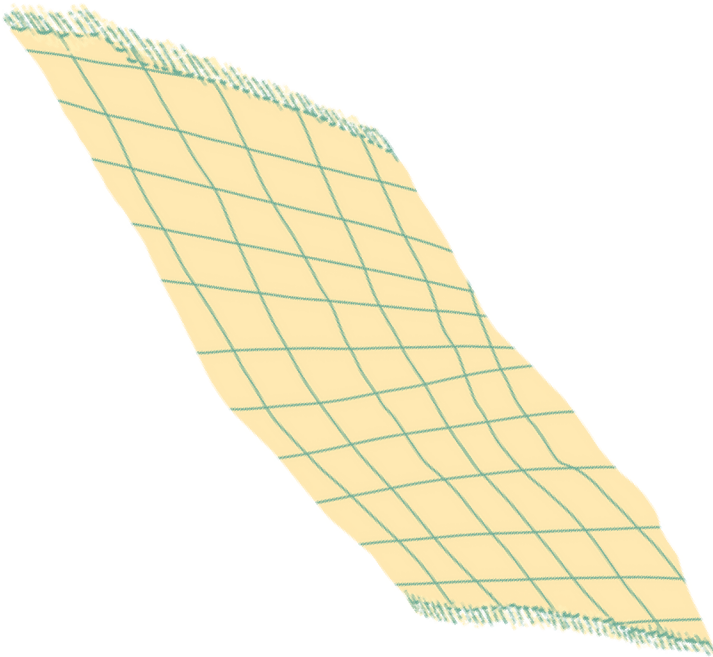


Complete the CVC words. Find the missing letter!



Let us write the CVC words!



Circle the picture  
that represents a MAT






Let us write the CVC words!



Circle the word  
that represents a



MAT

MTA

AMT

TAM

MTA

MAT





Let us write the CVC words!

Mat-nificent job!

Name: \_\_\_\_\_

You learned the word **MAT**  
by blending the sounds **m - a - t** and read the  
word **MAT!** You rolled out your reading skills  
and made the word **mat!**

**M** says /m/

**A** says /a/

**T** says /t/

Together they say **MAT!**

The penguin  
teacher  
is so proud  
of you!

