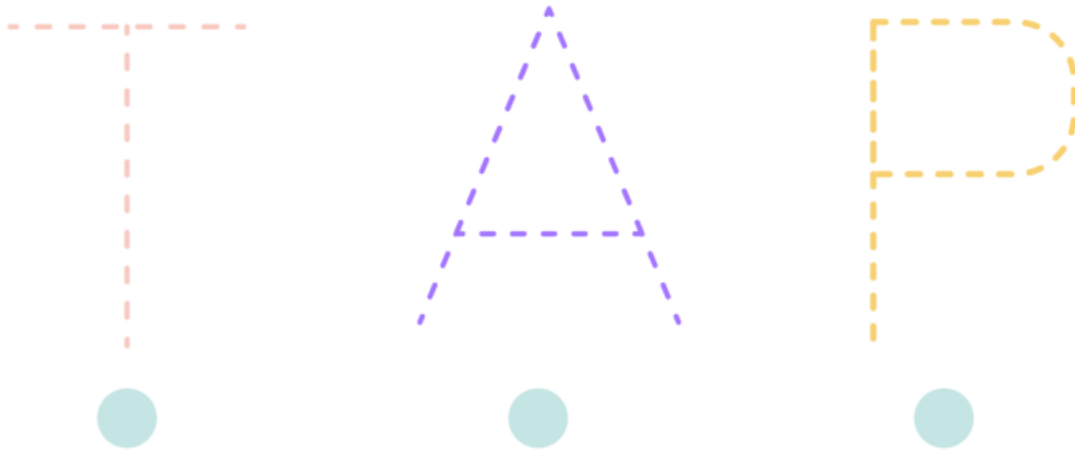


# Let us write the CVC words!

## 'A' family - 'ap' words

1. Place your finger on the dot
2. Read the letter above (like a train -> t - aaa - p)
3. Blend the sounds and say words fast: TAP!



T says /t/  
A says /a/  
P says /p/



Tip: Ask your child to tap each sound before blending.



# Let us write the CVC words!



Trace, read and blend the words

TAP



TAP



TAP



TAP



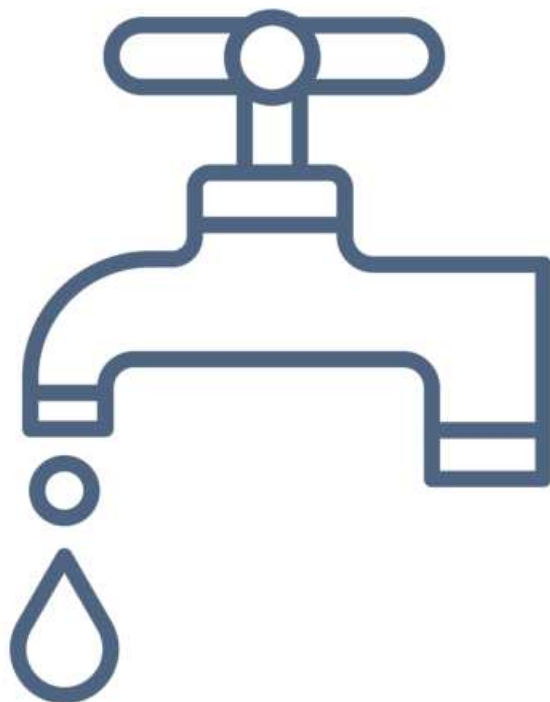
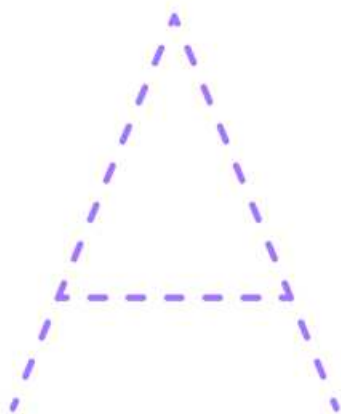
TAP



Let us write the CVC words!



Read, trace the letter  
and colour the tap!

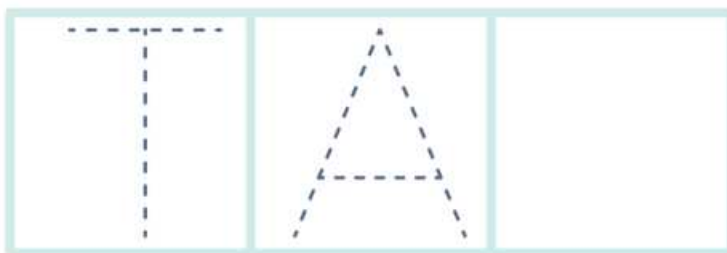
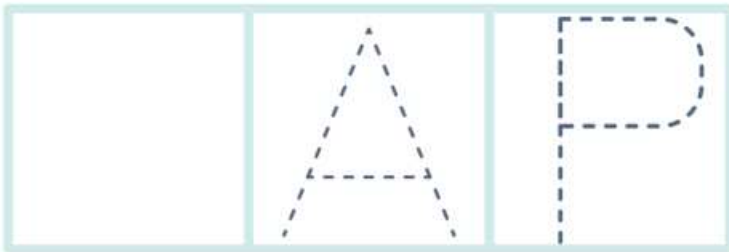




# Let us write the CVC words!



Complete the CVC words. Find the missing letter!



Let us write the CVC words!



Circle the picture  
that represents a TAP





Let us write the CVC words!



Circle the word  
that represents a



PAT

PTA

APT

TAP

PTA

TAP







Let us write the CVC words!

Tap-tastic reading!

Name: \_\_\_\_\_

You learned the word **TAP**  
by blending the sounds **t - a - p** and read the  
word **TAP!** You tapped into your reading  
powers and made the word **tap!**

**T** says /t/

**A** says /a/

**P** says /p/

Together they say **TAP!**

The penguin  
teacher  
is so proud  
of you!

