

Let us write the CVC words!

'I' family - 'ig' words

1. Place your finger on the dot
2. Read the letter above (like a train -> b - iii- g)
3. Blend the sounds and say words fast: BIG!



B




I



G



B says /b/
I says /i/
G says /g/



Tip: Ask your child to tap each sound before blending.






Let us write the CVC words!




Trace, read and blend the words


B I G




B I G




B I G



B I G



B I G



Let us write the CVC words!




Read, trace the letter and
colour which represents big!

B

I

G






Let us write the CVC words!




Complete the CVC words. Find the missing letter!


	I	G
--	---	---




B		G
---	--	---




B	I	
---	---	--



	I	G
--	---	---




B		G
---	--	---



Let us write the CVC words!



Circle the picture
that represents the word **BIG**






Let us write the CVC words!



Circle the word
that represents



IGB

BIG

GIB

BGI

BIG

BGI





Let us write the CVC words!

Amazing job!

Name: _____

You learned the word **BIG**
by blending the sounds **b - i - g** and read the
word **BIG!** You blended the sounds and got **BIG**
— well done!

B says /b/

I says /i/

G says /g/

Together they say **BIG!**

The penguin
teacher
is so proud
of you!

