
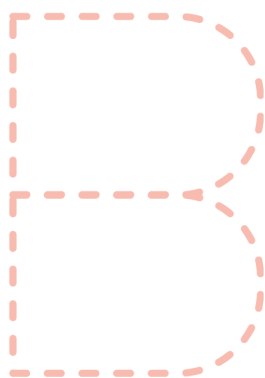



Let us write the CVC words!

'I' family - 'it' words

1. Place your finger on the dot
2. Read the letter above (like a train -> b - iii- t)
3. Blend the sounds and say words fast: BIT!



B says /b/
I says /i/
T says /t/



Tip: Ask your child to tap each sound before blending.




Let us write the CVC words!




Trace, read and blend the words


BIT




BIT




BIT



BIT





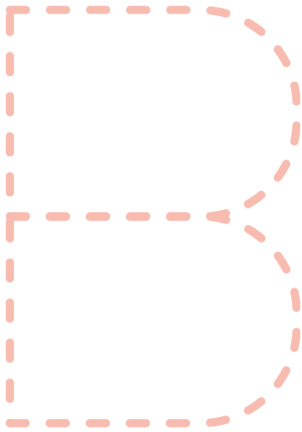
BIT



Let us write the CVC words!



Read, trace the letter and
colour which represents bit!






Let us write the CVC words!




Complete the CVC words. Find the missing letter!


	I	T
--	---	---




B		T
---	--	---




B	I	
---	---	--



	I	T
--	---	---





B		T
---	--	---



Let us write the CVC words!



Circle the picture
that represents the word BIT






Let us write the CVC words!



Circle the word
that represents a



BTI

ITB

BIT

TBI

TIB

BIT





Let us write the CVC words!

Amazing job!

Name: _____

You learned the word **BIT**
by blending the sounds **b - i - t** and read the
word **BIT**! You grabbed a bit of each sound and
reached **BIT** — fantastic!

B says /b/

I says /i/

T says /t/

Together they say **BIT**!

The penguin
teacher
is so proud
of you!

