
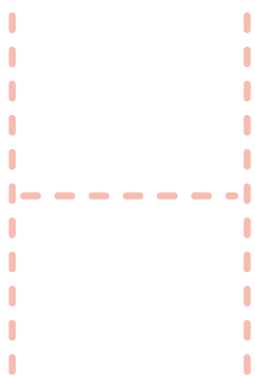



# Let us write the CVC words!

## 'I' family - 'it' words

1. Place your finger on the dot
2. Read the letter above (like a train -> h - iii- t)
3. Blend the sounds and say words fast: HIT!



H says /h/  
I says /i/  
T says /t/




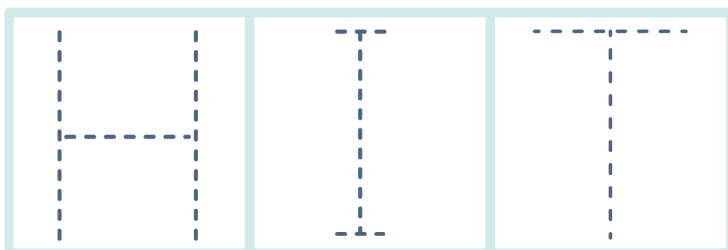

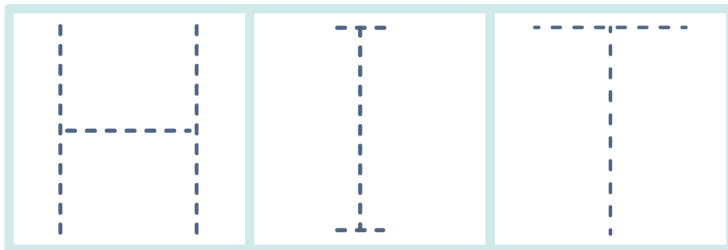

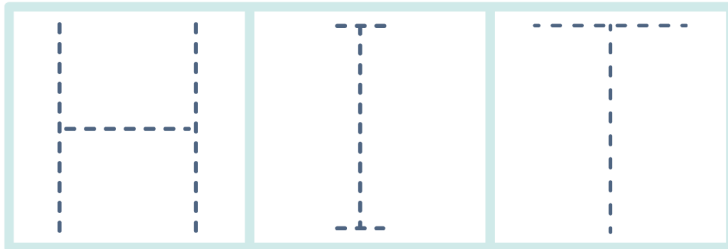

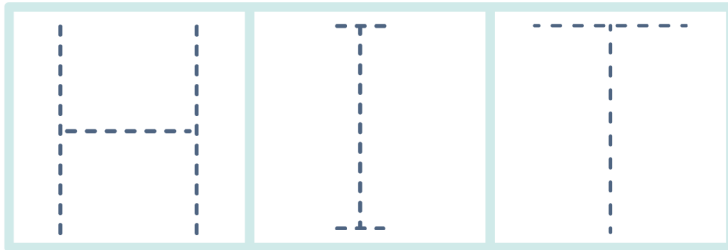

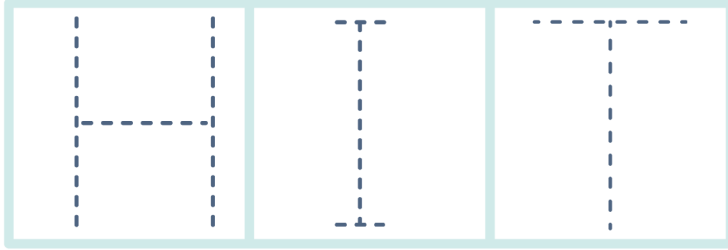
Tip: Ask your child to tap each sound before blending.



# Let us write the CVC words!





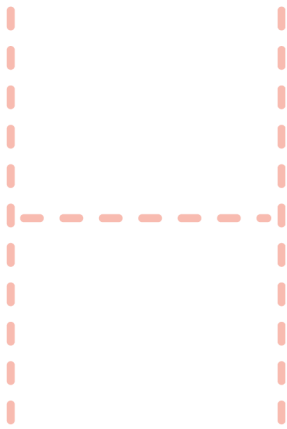
Trace, read and blend the words



Let us write the CVC words!



Read, trace the letter and  
colour which represents hit!






# Let us write the CVC words!




Complete the CVC words. Find the missing letter!


H _ _	_ I _	_ _ _
-------	-------	-------




H _ _	_ _ _	_ T _
-------	-------	-------




_ _ _	_ I _	_ T _
-------	-------	-------



H _ _	_ I _	_ _ _
-------	-------	-------



H _ _	_ _ _	_ T _
-------	-------	-------



Let us write the CVC words!



Circle the picture  
that represents the word HIT





Let us write the CVC words!



Circle the word  
that represents a



HIT

IHT

TIH

HIT

IHT

THI





Let us write the CVC words!

Amazing job!

Name: \_\_\_\_\_

You learned the word **HIT**  
by blending the sounds **h - i - t** and read the  
word **HIT!** You blended the sounds and hit the  
target — **HIT!**

**H** says /h/

**I** says /i/

**T** says /t/

Together they say **HIT!**

The penguin  
teacher  
is so proud  
of you!

