

Let us write the CVC words!

'I' family - 'it' words

1. Place your finger on the dot
2. Read the letter above (like a train -> p - iii- t)
3. Blend the sounds and say words fast: PIT!



P



I



T



P says /p/
I says /i/
T says /t/



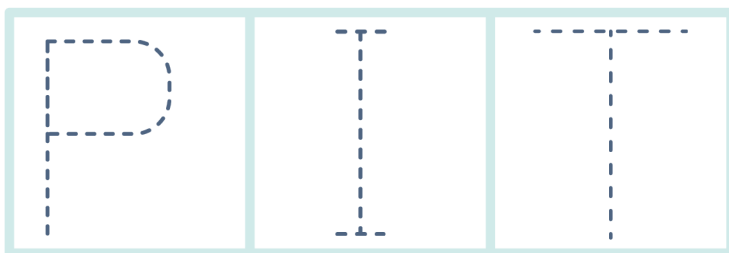
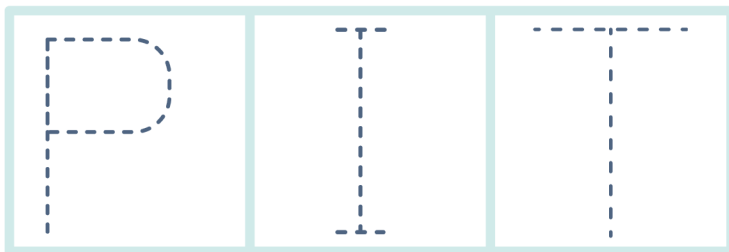
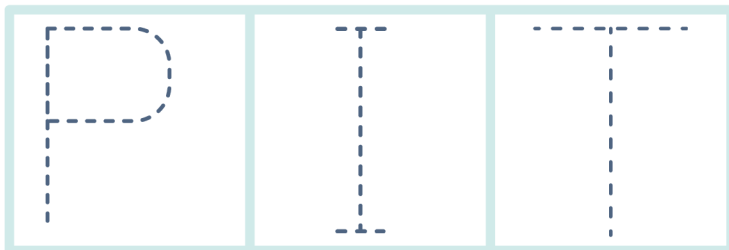
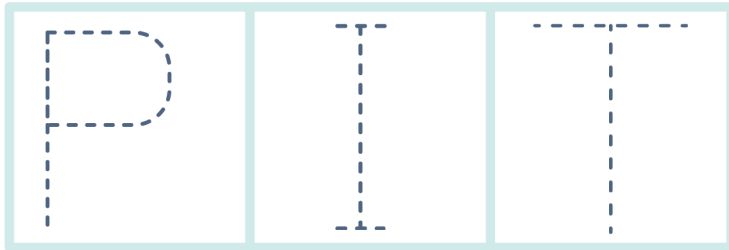

Tip: Ask your child to tap each sound before blending.



Let us write the CVC words!



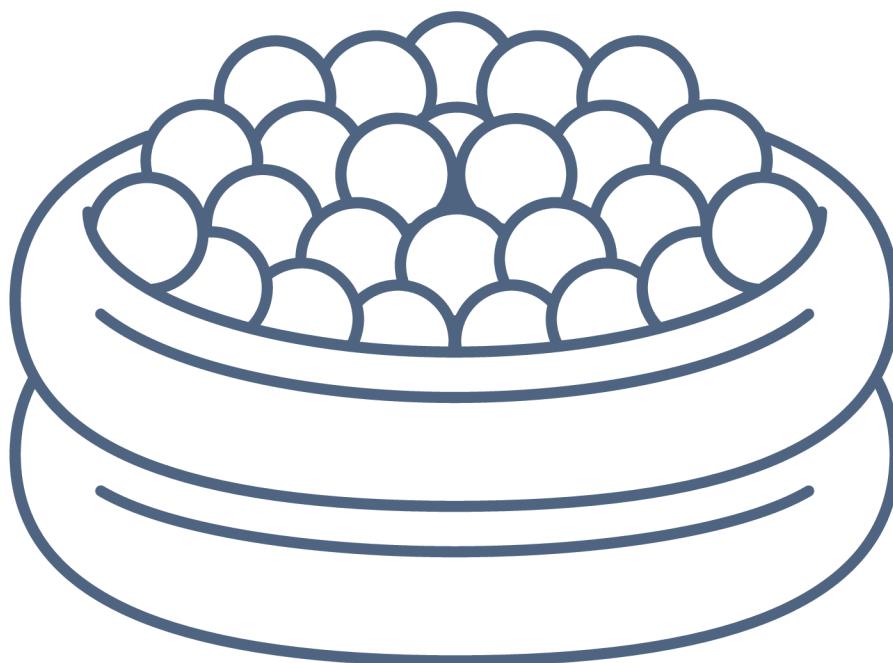

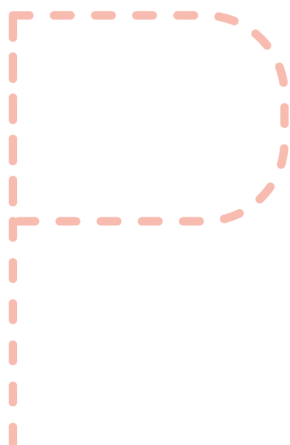
Trace, read and blend the words



Let us write the CVC words!



Read, trace the letter and
colour which represents pit!





Let us write the CVC words!



Complete the CVC words. Find the missing letter!

	I	T
--	---	---



P		T
---	--	---



P	I	
---	---	--



P		T
---	--	---




	I	T
--	---	---



Let us write the CVC words!



Circle the picture
that represents the word PIT





Let us write the CVC words!



Circle the word
that represents a



TIP

PIT

ITP

PIT

PTI

IPT





Let us write the CVC words!

Amazing job!

Name: _____

You learned the word **PIT**
by blending the sounds **p - i - t** and read the
word **PIT!** You sounded it out and went straight
to **PIT** — fantastic!

P says /p/

I says /i/

T says /t/

Together they say **PIT!**

The penguin
teacher
is so proud
of you!

