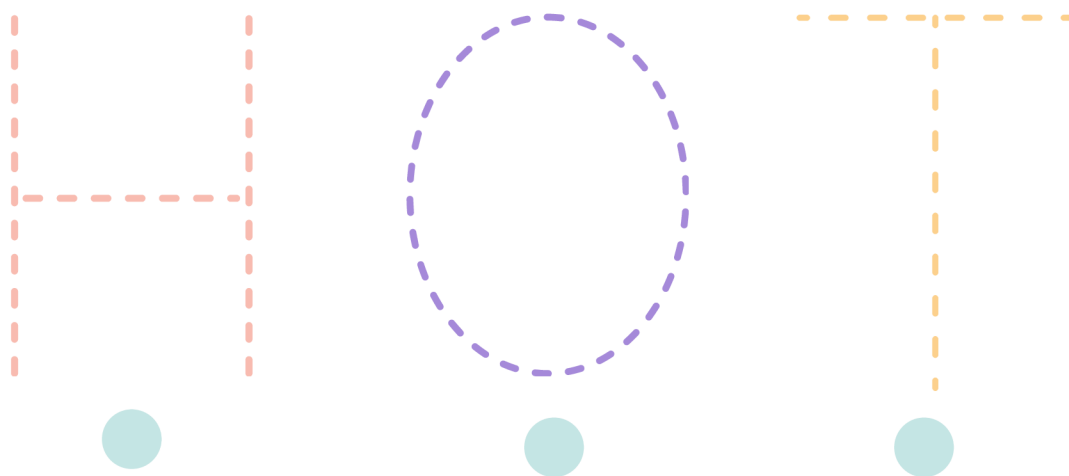



# Let us write the CVC words!

## 'O' family - 'ot' words

1. Place your finger on the dot
2. Read the letter above (like a train -> h - ooo - t)
3. Blend the sounds and say words fast: HOT!



H says /h/  
O says /o/  
T says /t/












Tip: Ask your child to tap each sound before blending.



# Let us write the CVC words!






Trace, read and blend the words



Let us write the CVC words!



Read, trace the letter and colour which represents hot!






# Let us write the CVC words!




Complete the CVC words. Find the missing letter!


	o	t
--	---	---




h		t
---	--	---




	o	t
--	---	---



h	o	
---	---	--



h	o	
---	---	--



Let us write the CVC words!



Circle the picture  
that represents the word HOT





Let us write the CVC words!



Circle the word  
that represents



HOT

HOT

OTH

HTO

TOH

THO





Let us write the CVC words!

Amazing job!

Name: \_\_\_\_\_

You learned the word **HOT**  
by blending the sounds **h - o - t** and read the  
word **HOT**! You blended the sounds and got  
**HOT** — well done!

**H** says /h/

**O** says /o/

**T** says /t/

Together they say **HOT**!

The penguin  
teacher  
is so proud  
of you!

